

# INSULFOAM®

## ROOF INSULATION SYSTEMS

### PREMIUM TAPERED INSULATION

#### Description

InsulFoam Taper is an engineered insulation consisting of a superior closed-cell, lightweight expanded polystyrene (EPS). InsulFoam Taper is cut from the same high-quality EPS as our flat InsulRoof products, and meets or exceeds the requirements of ASTM C578, Standard Specification for Rigid, Cellular Polystyrene Thermal Insulation. InsulFoam Taper offers a long-term, stable R-value and has excellent dimensional stability, compressive strength and water resistance properties.


#### Uses

InsulFoam Taper is well-suited for single-ply roof applications that employ ballasted, mechanically fastened TPO, PVC, EPDM and CSPE with a slip sheet, as well as low-sloped built-up, modified bitumen and fully adhered single-ply roofs that incorporate cover boards. Consult local building codes and membrane manufacturers for system requirements.

#### Advantages

- **Labor Savings.** There are no complicated filler panel systems. InsulFoam Taper can be installed in a single layer for thicknesses up to 40", and is significantly more cost-effective than extruded polystyrene, perlite and isocyanurate tapered systems.
- **Promotes Positive Drainage.** InsulFoam Taper is the ideal insulation for both new construction and re-roofing projects in which positive slope is desired or ponded water is a concern.
- **Environmentally Friendly.** InsulFoam Taper does not contain any ozone-depleting blowing agents, may contain recycled material, and is 100% recyclable if ever removed or replaced.
- **Stable R-value.** The product's thermal properties will remain stable over its entire service life. There is no thermal drift, so the product is eligible for an Insulfoam 20-year thermal performance warranty.
- **Proven Performance.** EPS has been manufactured using the same chemistry since the mid-1950s, providing proven performance.
- **Water Resistance.** InsulFoam Taper does not readily absorb moisture from the environment.
- **Code Approvals.** Insulfoam insulations are recognized by the International Code Council Evaluation Service (ICC-ES), and have numerous Underwriters Laboratory and Factory Mutual Approvals. Please contact your local Insulfoam representative for details.

#### PREDICTABLY CONSISTENT VALUE.

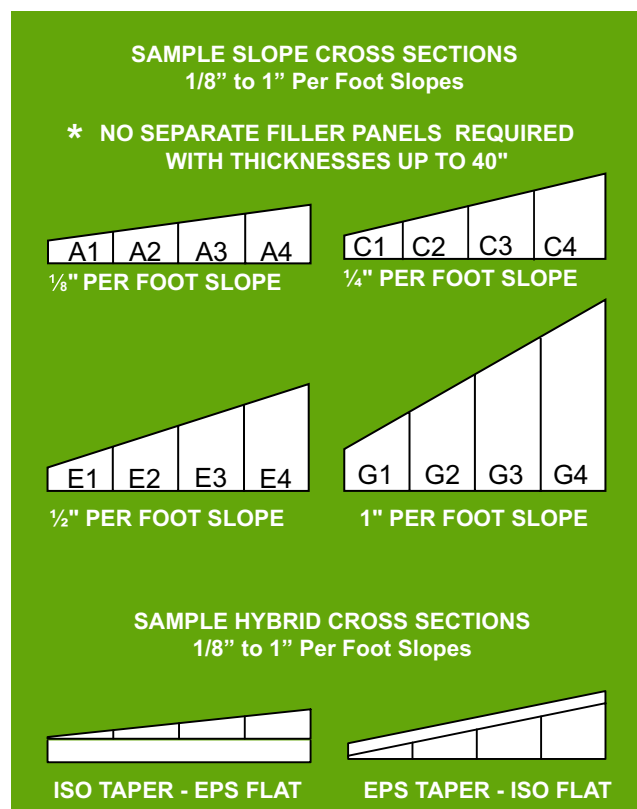


#### Sizes

InsulFoam Taper is available in 4' x 4' and 4' x 8' panels with thickness from 0 (1/8" actual) to 40" in a single layer. There are no limitations to available slope per foot.

#### Typical Tested Physical Properties

For typical tested physical properties, please refer to the corresponding flat InsulFoam Data Sheet.



# INSULFOAM®

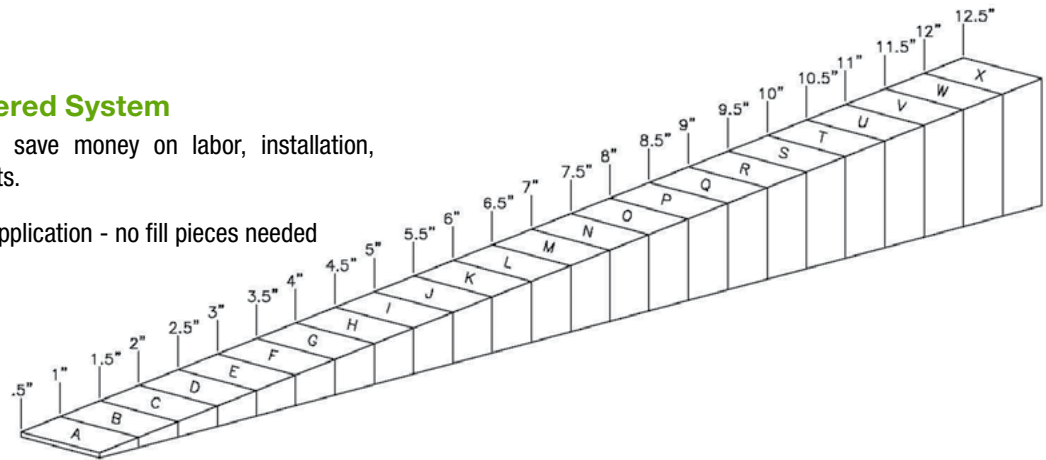
## ROOF INSULATION SYSTEMS

### PREMIUM TAPERED INSULATION

#### Insulfoam EPS Tapered System

Use InsulFoam Taper and save money on labor, installation, adhesives and material costs.

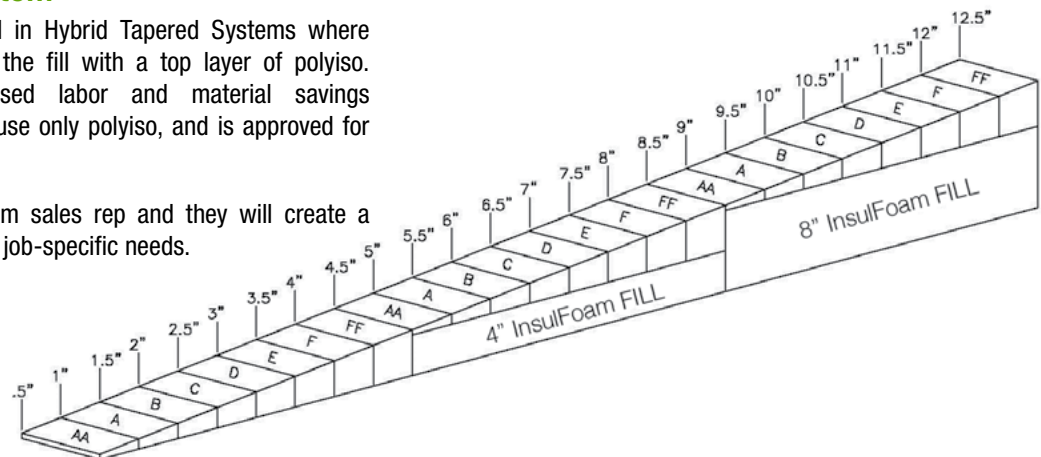
- 0-40" in a single layer application - no fill pieces needed
- no limitations on slope



#### Hybrid Tapered System

Insulfoam EPS is approved in Hybrid Tapered Systems where the InsulFoam is used as the fill with a top layer of polyiso. This system has increased labor and material savings compared to systems that use only polyiso, and is approved for fully adhered systems.

Contact your local Insulfoam sales rep and they will create a custom design to meet your job-specific needs.



#### Typical Polyiso Tapered System

Due to the limitations on slope and thickness, typical polyiso tapered systems are comprised of multiple layers of fill and sloped panels. When comparing this system to an Insulfoam EPS tapered system, the EPS tapered system offers the following benefits:

- Fewer installed panels
- Less complex system
- Less expensive fill material
- Labor, material and adhesive savings

